



***ENGAGE,
ENHANCE, &
EXTEND***

SESSION DESCRIPTION:

Engagement: motivate or interest disengaged students. Enhancement: using technology to develop understanding of learning goals that could not have been accomplished without those tools. Extension: technology brings learning outside the classroom walls and into students' everyday lives, where they can continue to grow after they leave school. Learn how to engage, enhance, and extend learning your intermediate classroom using technology

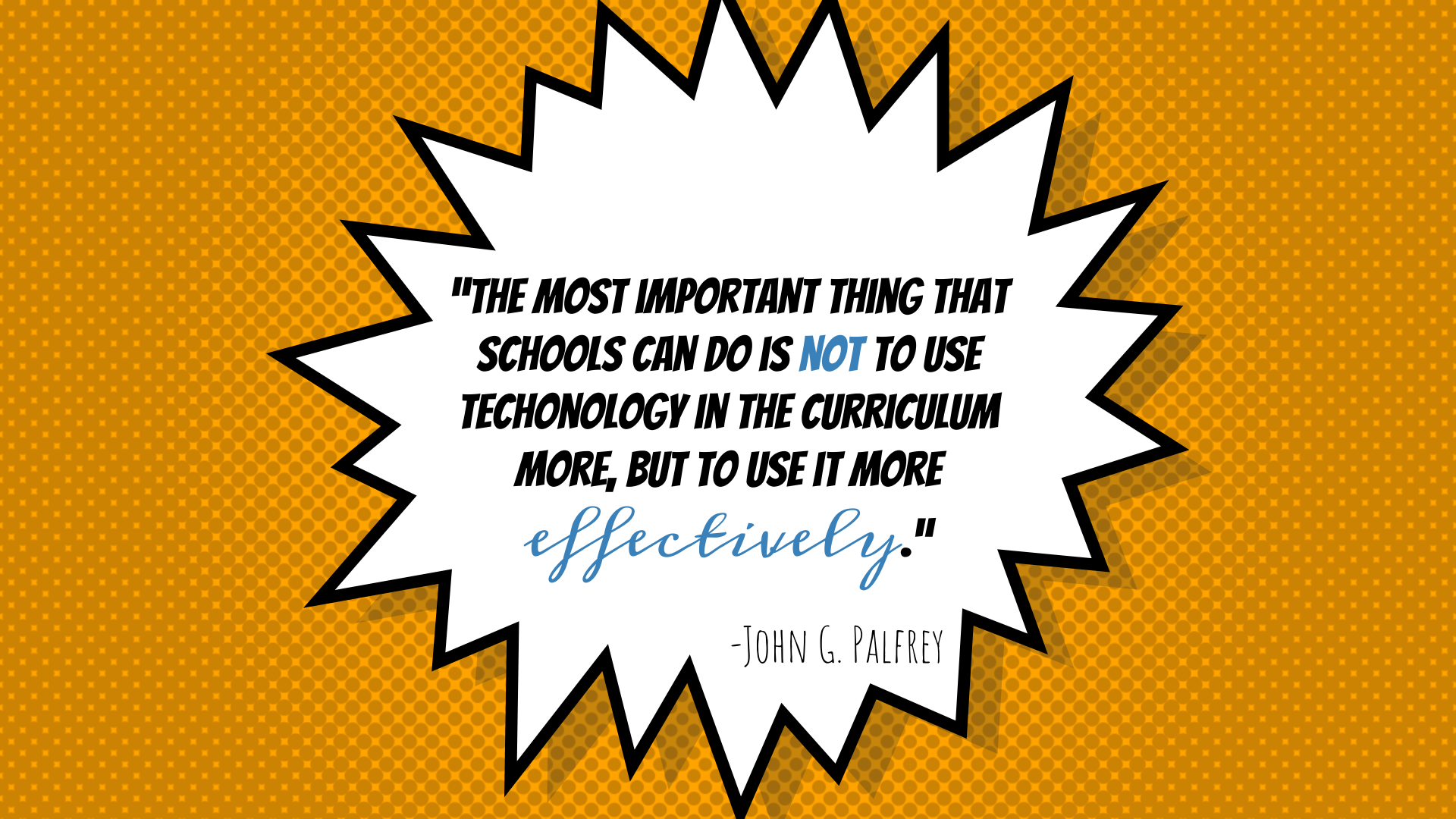
HELLO!



I am Abby Mowry

I am here because I love to use technology!

You can find me at teachtechsavvy.weebly.com or abby.mowry@scsd2.com



**"THE MOST IMPORTANT THING THAT
SCHOOLS CAN DO IS **NOT** TO USE
TECHONOLOGY IN THE CURRICULUM
MORE, BUT TO USE IT MORE
effectively."**

-JOHN G. PALFREY

ENGAGE WITH TECHNOLOGY

- × Helps students focus
- × Motivates students
- × Active Learning

ENHANCE WITH TECHNOLOGY

- ★ Sophisticates the content
- ★ Concepts easier to understand
- ★ Students demonstrate learning
- ★ Not possible with traditional tools

EXTEND WITH TECHNOLOGY

Students learn
outside of their
typical school day.

Bridge their learning
with **everyday**
life experiences.

Grow as **lifelong**
learners, and
continue to use the
tools.

ENGAGE

Helps students focus

Motivates students

Active Learning



WAYS TO USE SYMPHONICAL?

Writing process

Daily 5

Team Lesson Plans

Group Research projects

Venn Diagram Style



KAHOOT!

“Do I have to go to recess?”



STUDENT CHOICE OF TECH

Book Report
Options



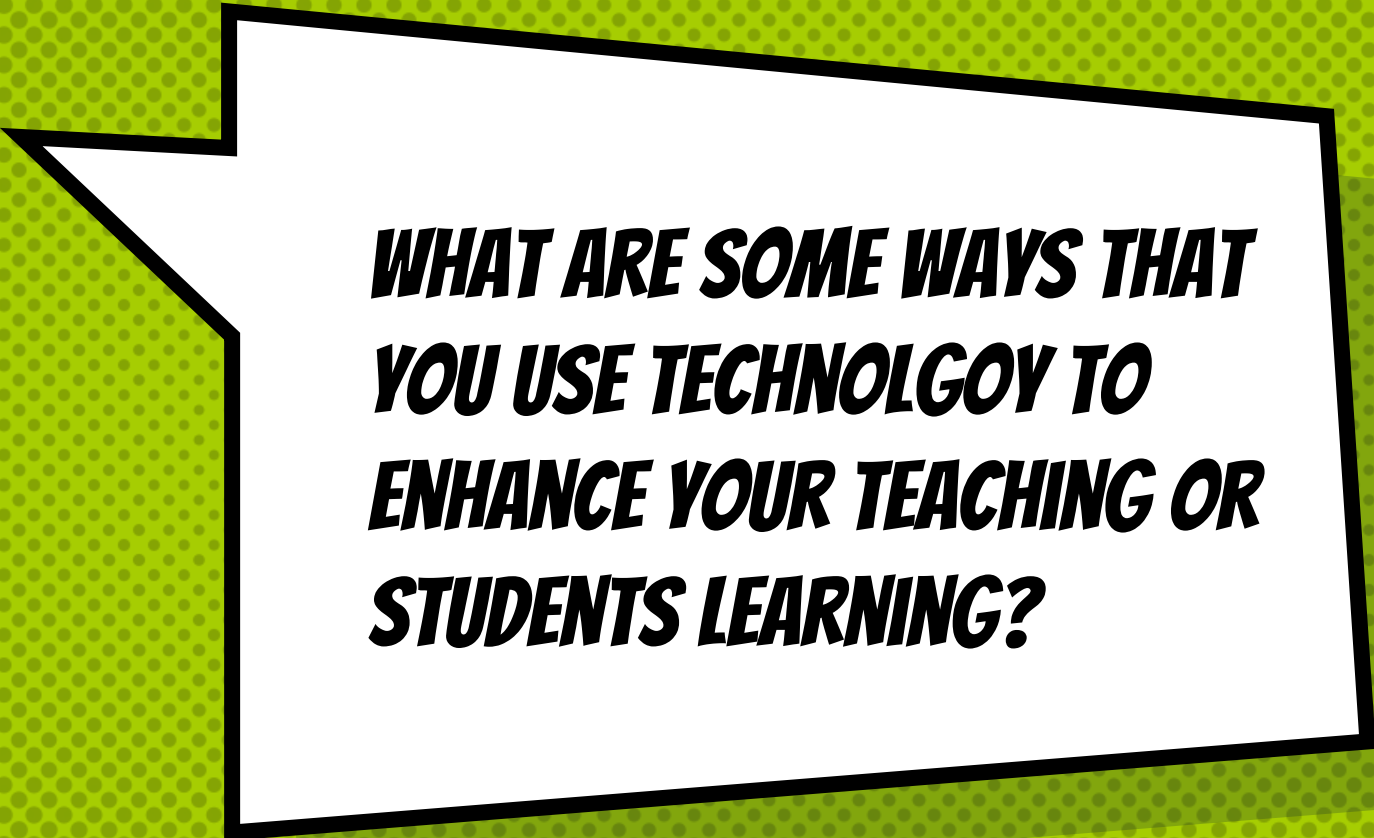


*WHAT ARE SOME OTHER WAYS
YOU USE TECHNOLOGY TO*

***ENGAGE** YOUR
STUDENTS?*

ENHANCE

- ★ Sophisticates the content
- ★ Concepts easier to understand
 - ★ Demonstrate learning
- ★ Not possible with traditional tools



***WHAT ARE SOME WAYS THAT
YOU USE TECHNOLOGY TO
ENHANCE YOUR TEACHING OR
STUDENTS LEARNING?***

WEBCASTS

- ★ View students true understanding
- ★ Multiple Standards
- ★ Public Speaking
- ★ Grade later
- ★ “Selfies”



[Sample 1](#)

[Sample 2](#)

[Sample 3](#)

IF THEY CAN,
YOU CAN TOO!

Making videos is for teachers too!



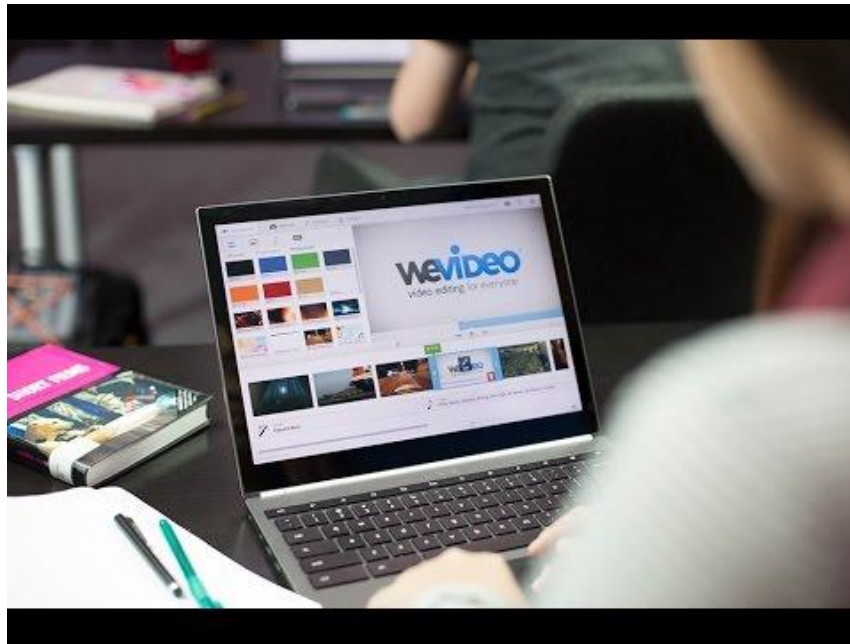
FLIPPED/BLENDED LESSONS

- ★ Students can set lesson pace and can repeat as needed
- ★ Students get support during application
- ★ Practice can be differentiated on the spot
- ★ Teachers are present to help when students need them most

FLIPPED/BLENDED LESSONS

1. Create your lesson step by step digitally
 - a. Powerpoint, Google Slides, SMART Notebook
2. Screen cast as if you are actually talking to your students
 - a. WeVideo, Snag it, SMART Notebook
3. Share with your students
 - a. Google drive, schoology, youtube

WEVIDEO TUTORIALS





EXTEND!

- ★ Outside the classroom walls
- ★ students' everyday lives
- ★ Life long learners

HOW TO MAKE LEARNING REAL...

[Weebly](#)

Free website/blog creation for teachers, classrooms, or students.

[Google Forms](#)

Create survey's to post to social media to get real life results in math.

[NewsELA/Dogo News](#)

Great current event articles for upper elementary kids.

[Story Birds](#)

Read, write, and publish your own fiction stories, or poems to share with millions.

[Problem Based Learning](#)

Make their learning real! [5th Grade Cell Phones](#)

[Code.org](#)

Coding is a huge piece of 21st century jobs, why not teach this in your classroom now?

**S
T
O
R
Y

B
I
R
D
S**



DIGITAL CITIZENSHIP

Teaching students how to behave online....

COMMON SENSE EDUCATION

Offers free engaging lesson plans to help us!



USE TECHNOLOGY TO ...



THANKS!



Any questions?

You can find me at abby.mowry@scsd2.com

CREDITS

Special thanks to all the people who made and released these awesome resources for free:

- × Presentation template by [SlidesCarnival](#)
- × Photographs by [Startupstockphotos](#)